

Surge-Trap[®] Signal - STS PLC

SURGE PROTECTION FOR SIGNAL LINES

MEASUREMENT AND CONTROL DIGITAL LINES



STS PLC is the series of surge protection devices for digital signals and in particular for programmable logic controllers. The range offers a number of voltages and number of protected lines for a variety of applications as well as a terminal block ultra-slim format. These are protectors for a final step of very fine protection to be installed as close as possible to particularly sensitive equipment connected to these communications lines. Meets the IEC 61643-21 standard.

TECHNICAL DATA OVERVIEW

Class	Type C1, C2, C3 / Type D1
U_n	24 V
U_c	30 V
I_{max}	5 kA
I_n (8/20)	5 A
Body Material	PA 66
System type	Spring Terminal
IL	0.3 ... 0.5 A
IP Code	20
Response Time	1 ns
Bandwidth (fg)	2 MHz 3 MHz
End of life mode	Line interruption
Protected Wires	2-4 Wires

FEATURES & BENEFITS

- Maximum discharge current (8/20 μ s): 5-10kA
- Nominal discharge current (8/20 μ s): 5kA
- Rated current load (IL): 300-500 mA
- U_n : 24V, 48V
- Bandwidth (100 Ω): 2-3MHz
- Terminal block DIN rail mounting
- Protection for digital signal lines
- 2-4 protected wires
- Space saving "slim" format

APPLICATIONS

- Industry and automation
- Telecom & IT & Data Centers
- Photovoltaic & wind
- Water treatment

STANDARDS

- EN 61643-21
- UL 497B



Surge-Trap[®] Signal - STS PLC

PRODUCT RANGE



STS-PLC-30V-2W-C1

2W

Catalog number	Item number	U _n	U _c	I _{max} (8/20)	I _n (8/20)	U _p at I _n	IL	Bandwidth (fg)	Protected Wires	Connection type
STS-PLC-30V-2W	83040220	24 V	30 V	5 kA	5 kA	≤ 45	0.3 A	3 MHz	2 Wires	Spring terminal
STS-PLC-30V-2W-C1	83040221	24 V	30 V	5 kA	5 kA	≤ 50	0.37 A	3 MHz	2 Wires	Spring terminal
STS-PLC-30V-2W-C2	83040222	24 V	30 V	5 kA	5 kA	≤ 60	0.35 A	3 MHz	2 Wires	Spring terminal
STS-PLC-30V-2W-C3	83040223	24 V	30 V	5 kA	5 kA	≤ 40	0.3 A	3 MHz	2 Wires	Spring terminal



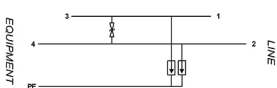
STS-PLC-30V-4W1

4W

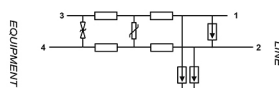
Catalog number	Item number	U _n	U _c	I _{max} (8/20)	I _n (8/20)	U _p at I _n	IL	Bandwidth (fg)	Protected Wires	Connection type
STS-PLC-30V-4W1	83040211	24 V	30 V	5 kA	5 kA	≤ 120 V	0.5 A	2 MHz	4 Wires	Spring terminal

ELECTRICAL DIAGRAMS

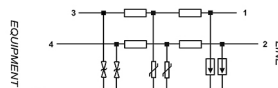
STS-PLC 2W-C1



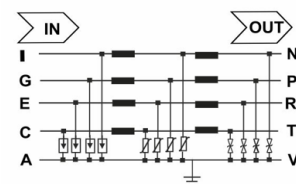
STS-PLC 2W-C2



STS-PLC 2W-C3



STS-PLC 4W1



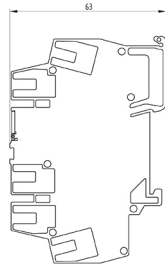
Surge-Trap[®] Signal - STS PLC

DIMENSIONS

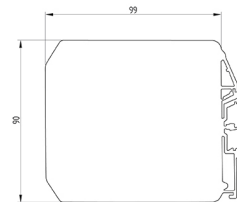
STS-PLC 2W



Front view



STS-PLC 4W



Front view

