

MULTIBLOC® 000.ST8

Size 000, 100A, 690VAC, Design for Bottom Fitting, Triple Pole

IEC FUSE SWITCH DISCONNECTORS

NH FUSE SWITCH DISCONNECTOR



The production programme of MULTIBLOC® 000.ST8 comprises NH fuse switch disconnectors for 100A.

They are designed for bottom fitting/panel installation and are available in triple pole units.

For installation of MULTIBLOC® NH fuse switch disconnectors of different sizes in distribution units with central cover, respective covers are used to obtain a uniform profile in height and length.

MULTIBLOC® size 000 are designed for NH fuse-links in accordance with IEC/EN 60269-2, VDE 0636-2, size 000: 100A.

MULTIBLOC® offers the user the possibility of fast and easy installation as well as a high degree of security during installation and maintenance.

TECHNICAL DATA OVERVIEW

Voltage AC	690 VAC
Amper (A)	100 A
Size per Standard	000
SCCR	Ue = AC 400 V; Ie = 100 A 80kA
Mounting	bottom fitting/panel
Switchability	triple pole switching

FEATURES & BENEFITS

- Touch protection IP 20
- Large windows with testing holes
- Width of switch 89mm, installation depth 40mm
- Cable termination: frame clamp 1,5 - 50mm²
- Combination of several switches by using insulated bus bars
- Indicating switch for switch door position - optional
- Safe on load connection/disconnection in accordance with IEC 60947

APPLICATIONS

- House incoming units
- Meter distribution units
- Measuring transformer cabinets
- Transmitting stations for telecommunications

STANDARDS

- IEC/EN 60 947-3
For NH-fuse links size 000 in accordance with IEC/EN 60 269-2, VDE 0636-2



MULTIBLOC® 000.ST8

Size 000, 100A, 690VAC, Design for Bottom Fitting, Triple Pole

PRODUCT RANGE



C00ST601

MULTIBLOC® 000.ST8 size 000 100 A, 690VAC bottom fitting, triple pole

Catalog number	Item number	Poles	Cable termination components	Package	Weight
C00ST601	J1002118	3	6 frame clamps 1,5–50 mm ²	1 piece	0.46 kg

TECHNICAL DATA IN ACCORDANCE WITH EN / IEC 60947

	000.ST8 triple pole
Number of poles/phases	3
Size	000
Conventional free air thermal current with NH-fuse links I_{th}	100 A
Max. power dissipation of fuse links P_n	7,5 W
Max. power dissipation of solid links P_n	1,2 W
Utilization category to IEC/EN 60947-3 $U_e = AC 400 V; I_e = 100 A$ $U_e = AC 690 V; I_e = 100 A$	AC 22 B AC 21 B
Rated operational voltage U_e	690 V
Rated insulation voltage U_i	690 V
Rated impulse withstand voltage U_{imp}	6 kV
Rated frequency	50 ... 60 Hz
Degree of protection	IP 20
Degree of pollution	3
Rated duty	uninterrupted duty
Rated conditional short-circuit current with fuse links $U_e = AC 400 V; I_e = 100 A$	80 kA
Power dissipation by I_{th} without NH-fuse links	7 W
Installation mode	bottom fitting
Cable terminal connection	
Standard cable terminal	frame clamp 1·5–50 mm ²

MERSEN reserves the right to change, update or correct, without notice, any information contained in this datasheet.

MULTIBLOC® 000.ST8

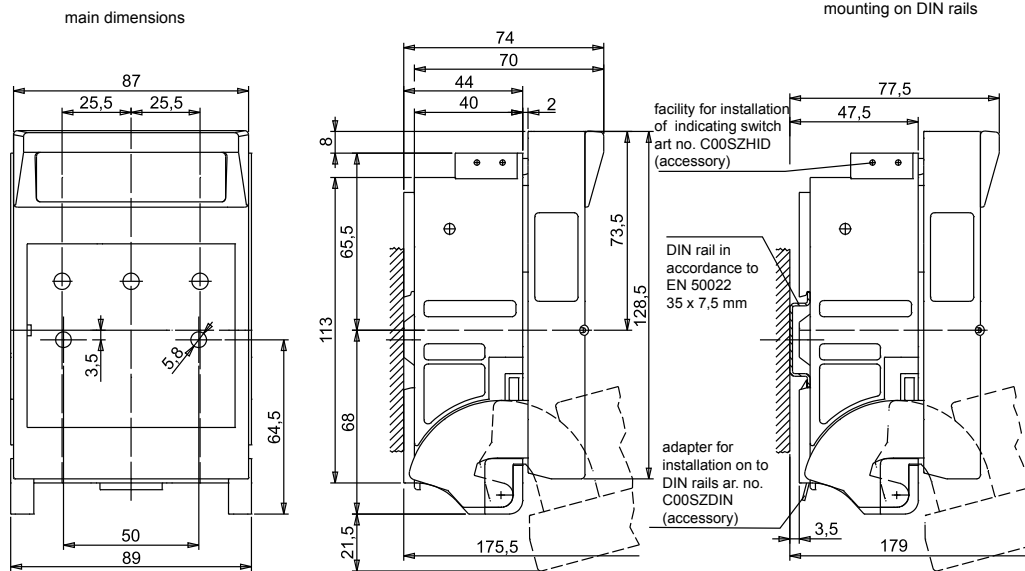
Size 000, 100A, 690VAC, Design for Bottom Fitting, Triple Pole

DIMENSIONS

MULTIBLOC® 000.ST8 NH-fuse switch disconnecter
triple pole design for bottom fitting

(M01095)

main dimensions and rail mounting



Dimensions in mm

MULTIBLOC® 000.ST8

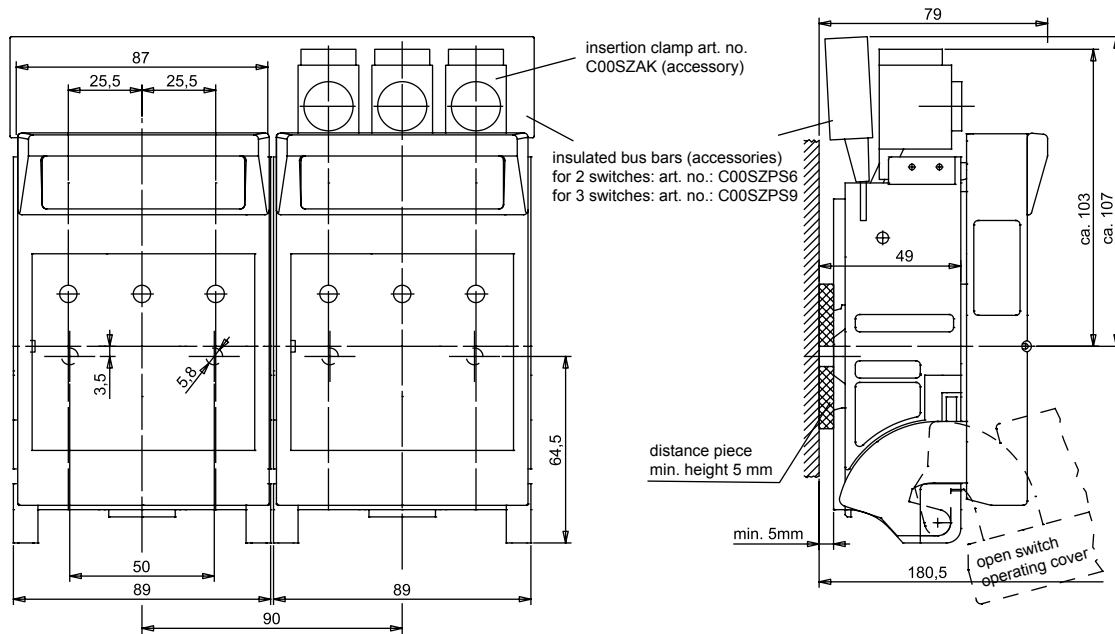
Size 000, 100A, 690VAC, Design for Bottom Fitting, Triple Pole

DIMENSIONS

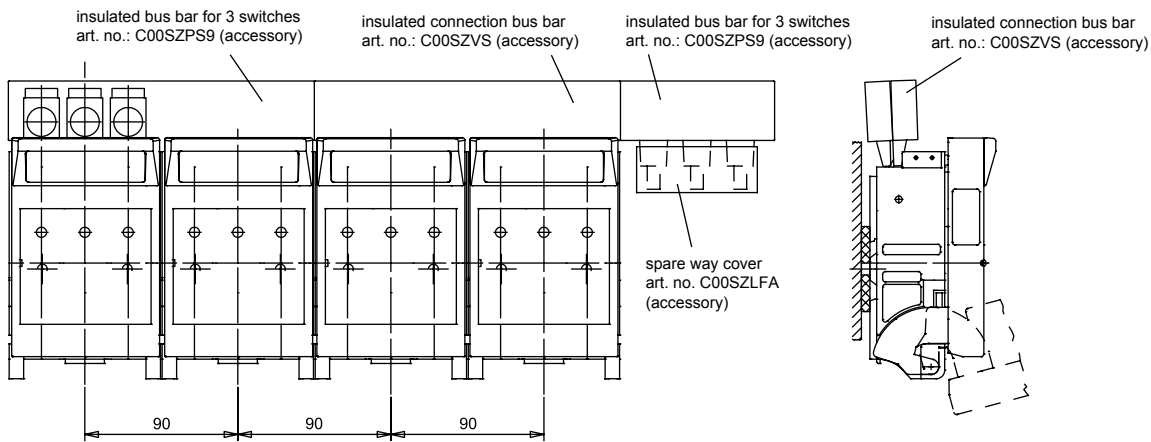
MULTIBLOC® 000.ST8 NH-fuse switch disconnecter
triple pole design for bottom fitting

(M01096)

bottom fitting and accessories



installation of 000.ST8 with bus bar connection



Dimensions in mm

ACCESSORIES



C00SZAB

Cover shields

Catalog number	Item number	Design	Package	Weight
C00SZAB	Q1002170	cover shield 180 x 110 for 1 switch	1 piece	27 g

MULTIBLOC® 000.ST8

Size 000, 100A, 690VAC, Design for Bottom Fitting, Triple Pole

ACCESSORIES



CO0SZDIN

Installation devices

Catalog number	Item number	Design	Package	Weight
CO0SZDIN	Z1022970	adapter for installation on to DIN-rails in accordance with EN 50 022, 35 x 7,5 mm and 35 x 15 mm for 000.ST8 triple pole	1 piece	10 g



CO0SZHID

Indication facilities

Catalog number	Item number	Design	Package	Weight
CO0SZHID	R1022986	indicator for switch door position micro switch, 1 change-over contact 5 A, 250 V for MULTIBLOC® 000.ST8 1 set = 3 pieces	1 piece	60 g



CO0SZLFA

Insulated bus bars

Catalog number	Item number	Design	Package	Weight
CO0SZLFA	Q1022985	spare way cover for three poles of insulated bus bar	5 pieces	10 g

MERSEN reserves the right to change, update or correct, without notice, any information contained in this datasheet.