

Limitor[®] - aSJB/D Back-up Fuses

3,6kV to 12kV - with Trip Indicator

HIGH VOLTAGE IEC FUSES

DIN HV BACK-UP FUSES FOR MOTORS



Mersen HV fuse-links have been used for reliable protection in high-voltage switchgear and controlgear and high-voltage systems for decades.

Mersen HV fuse link for motor protection is specially designed to protect HV motors against the effect of short circuit current and support repeated peak currents due motor starting.

Mersen uses the best materials : fuse elements are in pure silver, caps are in silver-plated brass and body is in melamine fiber glass.

As defined in the IEC 60644 the coefficient K is 0.51.

TECHNICAL DATA

	3,6kV 192mm	3,6kV 292mm	7,2kV 292mm	7,2kV 442mm	12kV 442mm
Rated current	32 ... 315 A	100 ... 430 A	32 ... 250 A	100 ... 400 A	32 ... 250 A
Rated voltage AC	3.6 kV	3.6 kV	7.2 kV	7.2 kV	12 kV
Breaking capacity I ₁	60 kA	60 kA	50 kA	50 kA	50 kA
Peak arc voltage	6.8 kV	6.8 kV	13 kV	15 kV	20 kV
Package	1	1	1	1	1

FEATURES & BENEFITS

- High speed switching
- Voltage drive
- Low inductance module structure
- Energy efficiency
- Back-up fuse-links
- High breaking capacity
- High current limitation
- Low power losses
- Striker 50N / 30mm

APPLICATIONS

- HV motor protection
- HV motor pump protection
- For indoor use
- Operating temperature -25°C to +40°C

STANDARDS

- IEC 60282-1
- IEC 60644
- DIN 43625



Limitor® - aSJB/D Back-up Fuses

3,6kV to 12kV - with Trip Indicator

PRODUCT RANGE



45ASB36V32P-1



45ASB36V250P-1

Rated voltage 3,6kV, length 192mm

Catalog number	Item number	Rated current I_n	Minimum breaking current $I_s = I_{min}$	Power dissipation at $0.7 \times I_n$	Operating I^2t at Rated Voltage	Weight	Package
Ø d=50,8mm							
45ASB36V32P-1	S076468	32 A	180 A	6 W	4 kA ² s	1.9 kg	3
45ASB36V50P-1	T076469	50 A	260 A	9 W	9 kA ² s	1.9 kg	3
45ASB36V63P-1	V076470	63 A	310 A	11 W	15 kA ² s	1.9 kg	3
45ASB36V80P-1	W076471	80 A	400 A	13 W	35 kA ² s	1.9 kg	3
45ASB36V100P-1	X076472	100 A	490 A	15 W	60 kA ² s	1.9 kg	3
45ASB36V125P-1	Y076473	125 A	600 A	20 W	95 kA ² s	1.9 kg	3
Ø d=67mm							
45ASB36V160P-1	Z076474	160 A	800 A	27 W	160 kA ² s	1.9 kg	3
45ASB36V200P-1	A076475	200 A	1000 A	32 W	340 kA ² s	1.9 kg	3
Ø d=76mm							
45ASB36V250P-1	B076476	250 A	1200 A	35 W	540 kA ² s	2.5 kg	3
Ø d=88mm							
45ASB36V315P-1	C076477	315 A	1600 A	41 W	1000 kA ² s	3.4 kg	3

Rated voltage 3,6kV, length 292mm

Catalog number	Item number	Rated current I_n	Minimum breaking current $I_s = I_{min}$	Power dissipation at $0.7 \times I_n$	Operating I^2t at Rated Voltage	Weight	Package
Ø d=50,8mm							
45ASB36V100P-2	N075521	100 A	700 A	16 W	88 kA ² s	1.6 kg	3
45ASB36V125P-2	P075522	125 A	830 A	20 W	160 kA ² s	1.6 kg	3
45ASB36V160P-2	Q075523	160 A	1000 A	27 W	280 kA ² s	1.6 kg	3
Ø d=67mm							
45ASB36V200P-2	R075524	200 A	1250 A	33 W	370 kA ² s	2.7 kg	3
45ASB36V250P-2	S075525	250 A	1750 A	37 W	720 kA ² s	2.7 kg	3
Ø d=76mm							
45ASB36V315P-2	E075582	315 A	2100 A	45 W	1200 kA ² s	3.3 kg	3
45ASB36V350P-2	F075583	350 A	2400 A	47 W	1700 kA ² s	3.3 kg	3
Ø d=88mm							
45ASB36V430P-2	G075584	430 A	3300 A	51 W	3200 kA ² s	4.3 kg	3



45ASB36V200P-2



45ASB36V430P-2

MERSEN reserves the right to change, update or correct, without notice, any information contained in this datasheet.

Limitor® - aSJB/D Back-up Fuses

3,6kV to 12kV - with Trip Indicator

PRODUCT RANGE



45ASB72V125P-2

Rated voltage 7,2kV, length 292mm

Catalog number	Item number	Rated current I_n	Minimum breaking current $I_3 = I_{min}$	Power dissipation at $0.7I_n$	Operating I^2t at Rated Voltage	Weight	Package
Ø d=50,8mm							
45ASB72V32P-2	J078162	32 A	180 A	10 W	7 kA²s	1.6 kg	3
45ASB72V50P-2	K078163	50 A	220 A	14 W	16 kA²s	1.6 kg	3
45ASB72V63P-2	L078164	63 A	300 A	18 W	26 kA²s	1.6 kg	3
45ASB72V80P-2	M078165	80 A	380 A	20 W	60 kA²s	1.6 kg	3
45ASB72V100P-2	N078166	100 A	510 A	25 W	105 kA²s	1.6 kg	3
Ø d=67mm							
45ASB72V125P-2	P078167	125 A	700 A	29 W	195 kA²s	2.7 kg	3
45ASB72V160P-2	Q078168	160 A	840 A	37 W	340 kA²s	2.7 kg	3
Ø d=88mm							
45ASB72V200P-2	H093709	200 A	1200 A	41 W	650 kA²s	4.4 kg	3
45ASB72V250P-2	R078169	250 A	1600 A	49 W	1100 kA²s	4.4 kg	3



45ASD72V200P-3

Rated voltage 7,2kV, length 442mm

Catalog number	Item number	Rated current I_n	Minimum breaking current $I_3 = I_{min}$	Power dissipation at $0.7I_n$	Operating I^2t at Rated Voltage	Weight	Package
Ø d=50,8mm							
45ASD72V100P-3	Y085581	100 A	500 A	30 W	78 kA²s	2.2 kg	3
45ASD72V125P-3	Z085582	125 A	630 A	37 W	150 kA²s	2.2 kg	3
45ASD72V160P-3	A085583	160 A	880 A	41 W	290 kA²s	2.2 kg	3
Ø d=76mm							
45ASD72V200P-3	Q085620	200 A	1100 A	47 W	560 kA²s	4.2 kg	3
45ASD72V250P-3	R085621	250 A	1400 A	52 W	1000 kA²s	4.2 kg	3
Ø d=88mm							
45ASD72V315P-3	S085622	315 A	1900 A	60 W	2000 kA²s	6.1 kg	3
45ASD72V400P-3	V085624	400 A	2700 A	69 W	4100 kA²s	6.1 kg	3



45ASB120V250P-3

Rated voltage 12kV, length 442mm

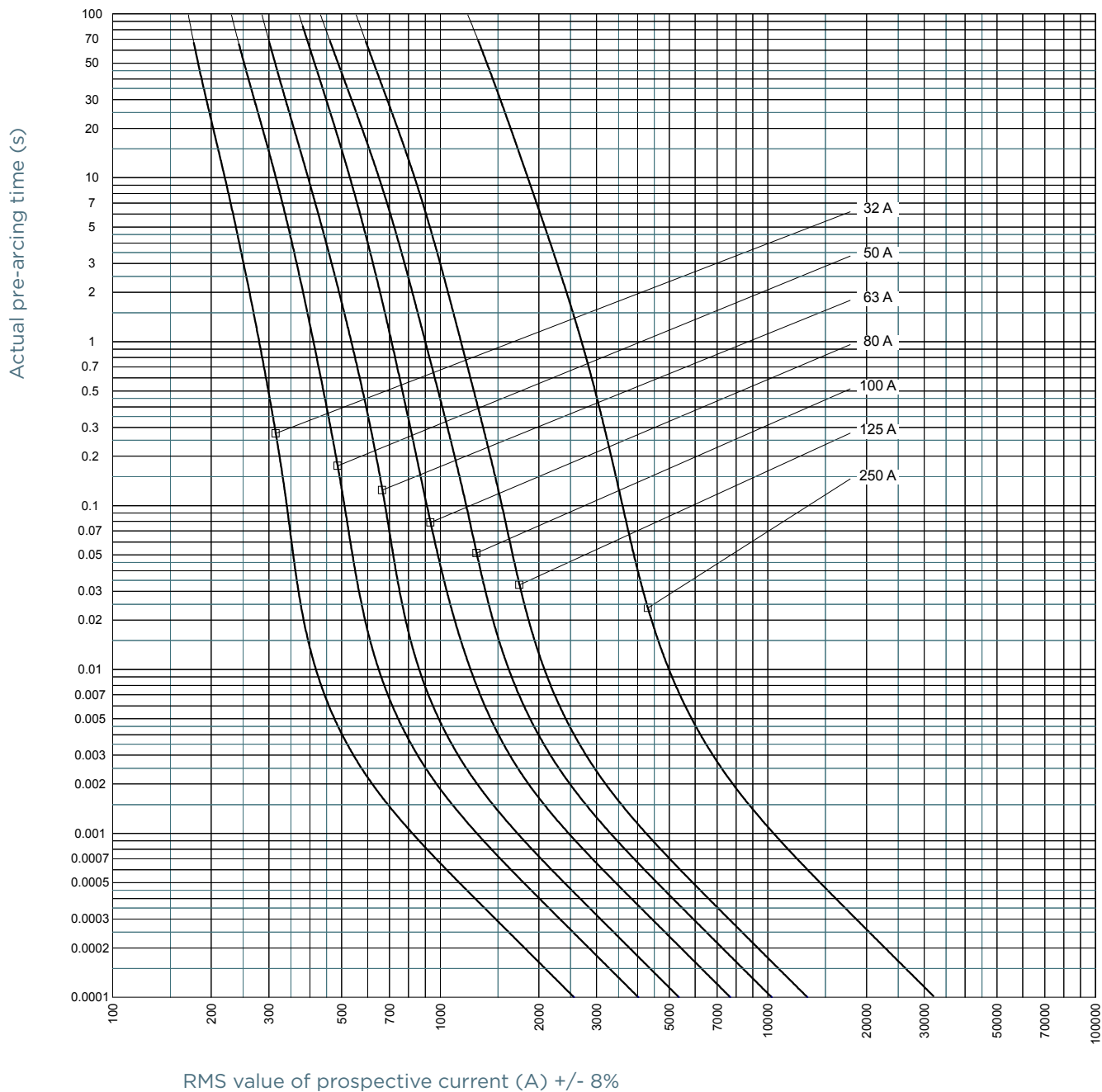
Catalog number	Item number	Rated current I_n	Minimum breaking current $I_3 = I_{min}$	Power dissipation at $0.7I_n$	Operating I^2t at Rated Voltage	Weight	Package
Ø d=50,8mm							
45ASB120V32P-3	D076478	32 A	168 A	21 W	5 kA²s	2.2 kg	3
45ASB120V50P-3	E076479	50 A	244 A	31 W	12 kA²s	2.2 kg	3
45ASB120V63P-3	F076480	63 A	325 A	35 W	24 kA²s	2.2 kg	3
45ASB120V80P-3	G076481	80 A	416 A	41 W	48 kA²s	2.2 kg	3
45ASB120V100P-3	H076482	100 A	560 A	45 W	85 kA²s	2.2 kg	3
Ø d=67mm							
45ASB120V125P-3	J076483	125 A	650 A	53 W	150 kA²s	3.4 kg	3
45ASB120V160P-3	K076484	160 A	930 A	55 W	320 kA²s	3.4 kg	3
Ø d=76mm							
45ASB120V200P-3	L076485	200 A	1300 A	62 W	720 kA²s	4.2 kg	3
Ø d=88mm							
45ASB120V250P-3	M076486	250 A	1800 A	74 W	1280 kA²s	6.1 kg	3

Limitor® - aSJB/D Back-up Fuses

3,6kV to 12kV - with Trip Indicator

TIME CURRENT CHARACTERISTIC CURVES

Limitor®-aSJB 3,6kV 192mm



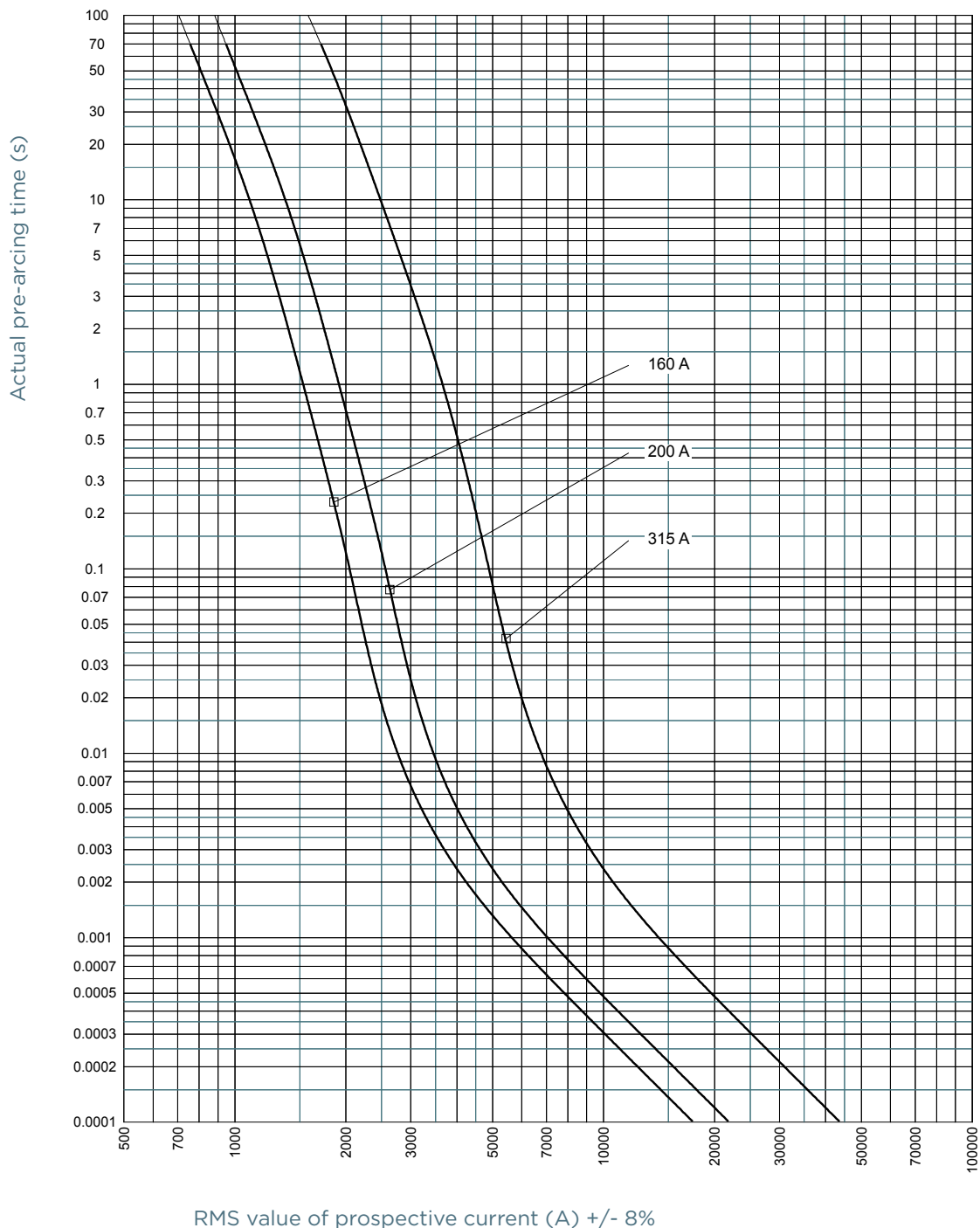
MERSEN reserves the right to change, update or correct, without notice, any information contained in this datasheet.

Limitor[®] - aSJB/D Back-up Fuses

3,6kV to 12kV - with Trip Indicator

TIME CURRENT CHARACTERISTIC CURVES

Limitor[®]-aSJB 3,6kV 192mm



MERSEN reserves the right to change, update or correct, without notice, any information contained in this datasheet.

Limitor[®] - aSJB/D Back-up Fuses

3,6kV to 12kV - with Trip Indicator

TIME CURRENT CHARACTERISTIC CURVES

Limitor[®]-aSJB 3,6kV 292mm



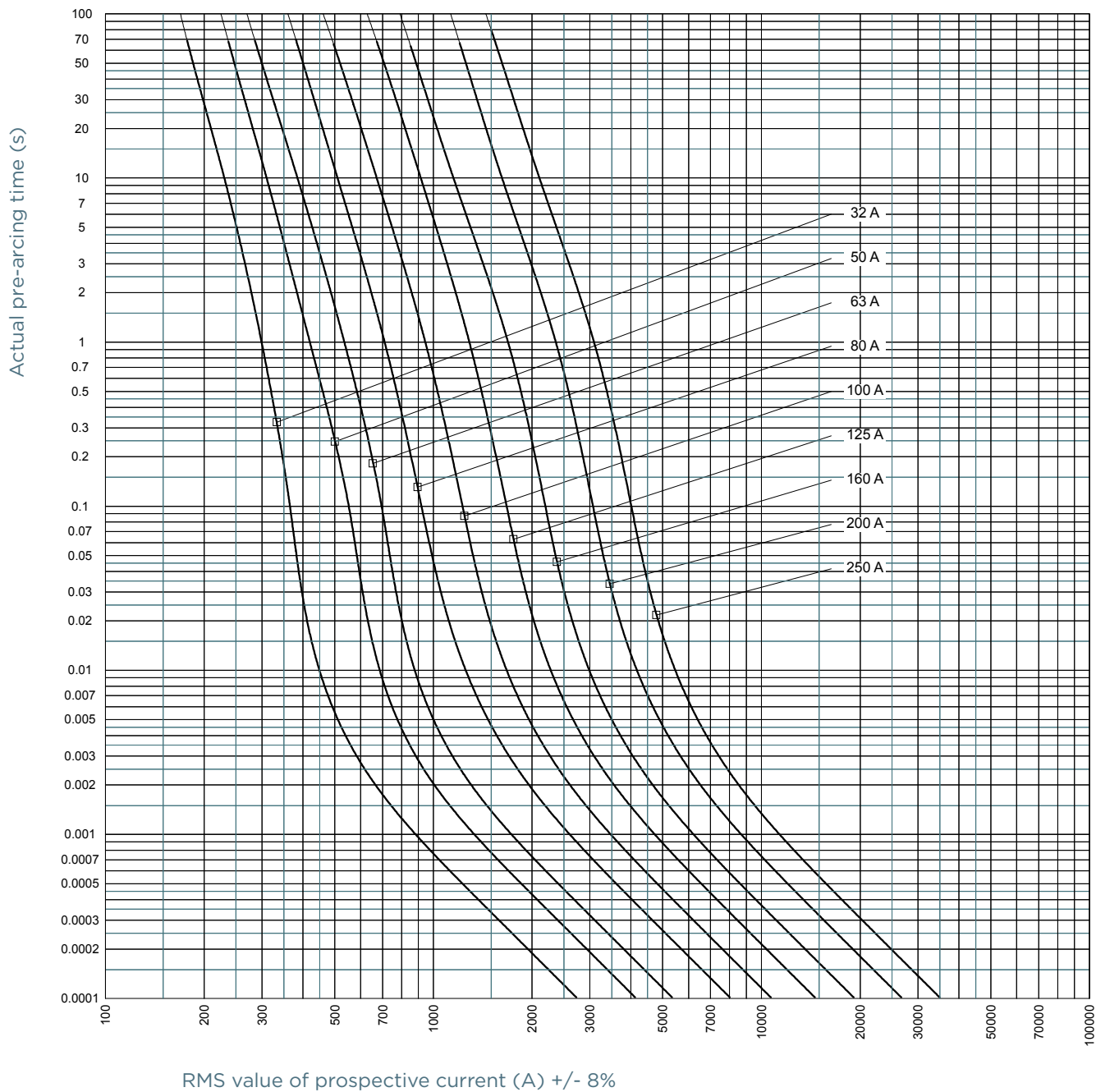
MERSEN reserves the right to change, update or correct, without notice, any information contained in this datasheet.

Limitor[®] - aSJB/D Back-up Fuses

3,6kV to 12kV - with Trip Indicator

TIME CURRENT CHARACTERISTIC CURVES

Limitor[®]-aSJB 7,2kV 292mm



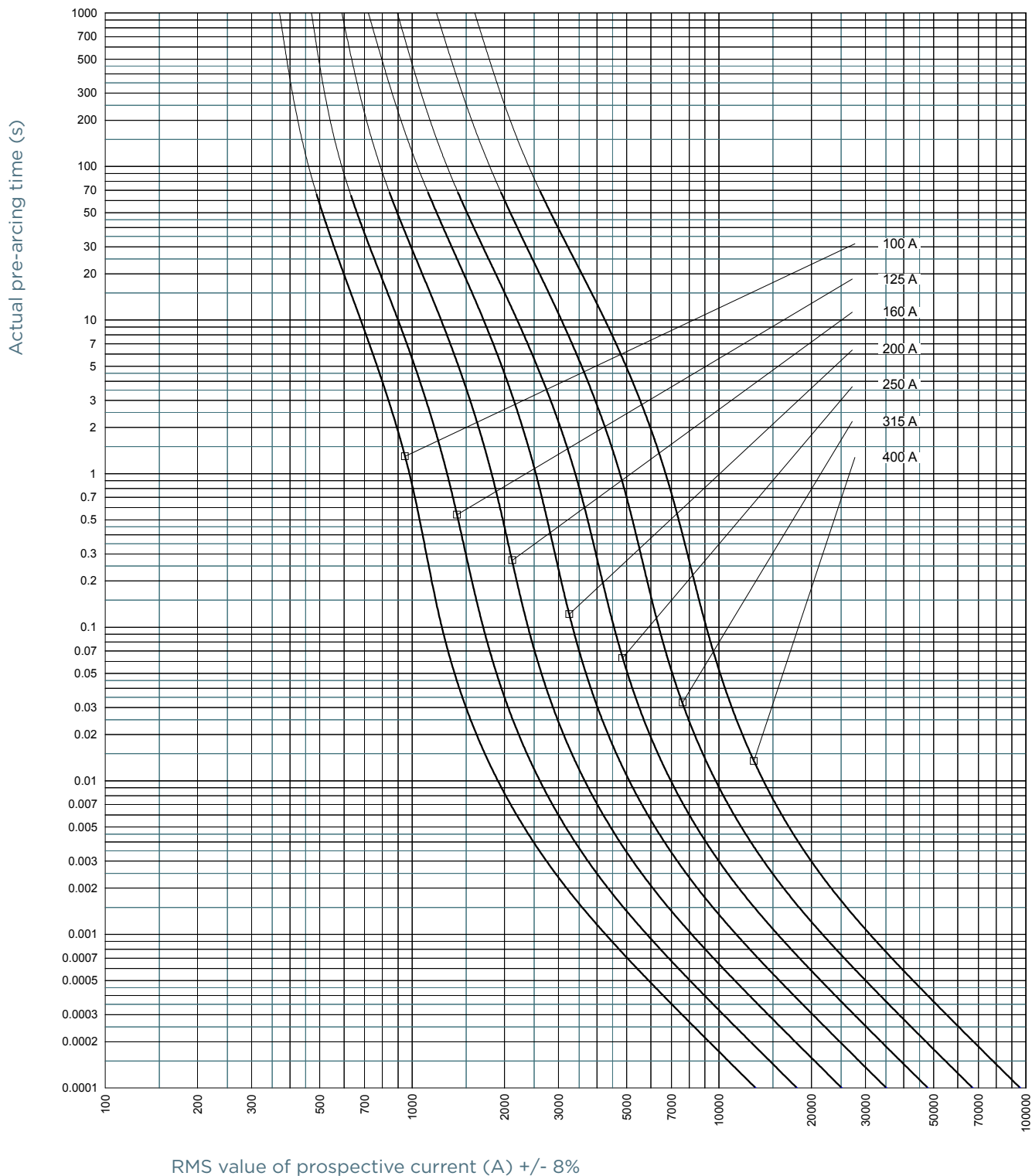
MERSEN reserves the right to change, update or correct, without notice, any information contained in this datasheet.

Limitor[®] - aSJB/D Back-up Fuses

3,6kV to 12kV - with Trip Indicator

TIME CURRENT CHARACTERISTIC CURVES

Limitor[®]-aSJD 7,2kV 442mm



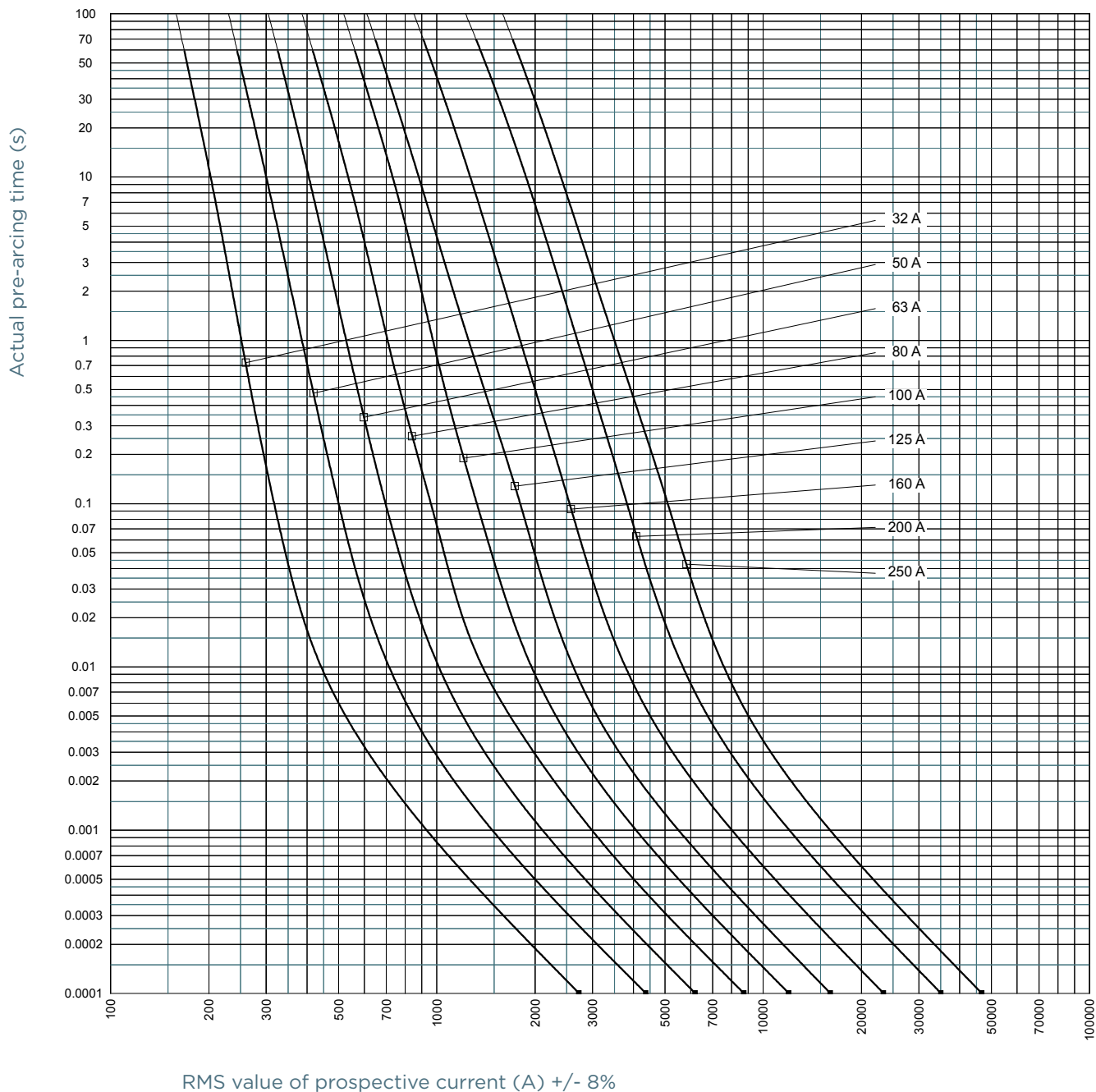
MERSEN reserves the right to change, update or correct, without notice, any information contained in this datasheet.

Limitor[®] - aSJB/D Back-up Fuses

3,6kV to 12kV - with Trip Indicator

TIME CURRENT CHARACTERISTIC CURVES

Limitor[®]-aSJB 12kV 442mm



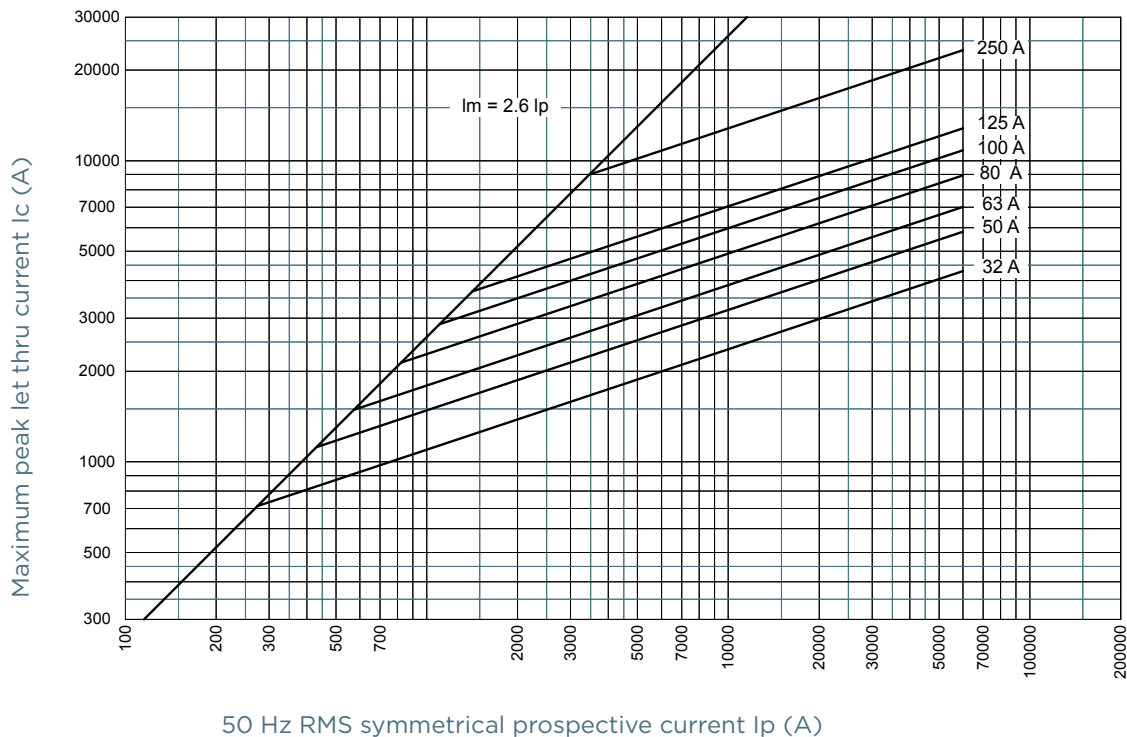
MERSEN reserves the right to change, update or correct, without notice, any information contained in this datasheet.

Limitor[®] - aSJB/D Back-up Fuses

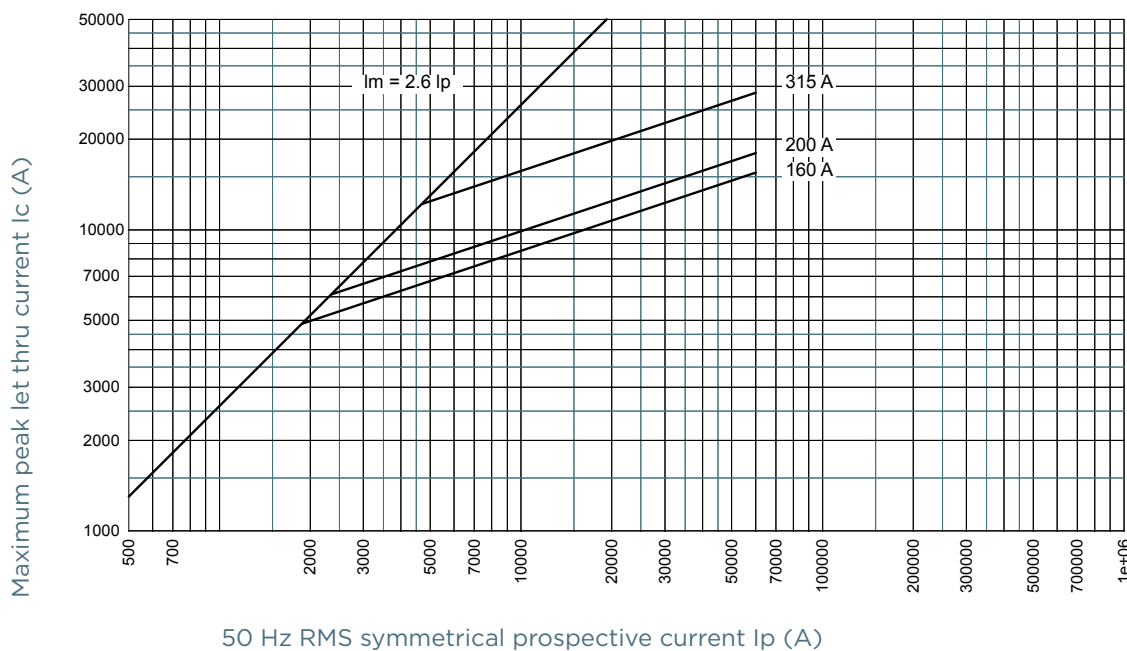
3,6kV to 12kV - with Trip Indicator

CUT-OFF CURRENT CHARACTERISTIC

Limitor[®]-aSJB 3,6kV 192mm



Limitor[®]-aSJB 3,6kV 192mm



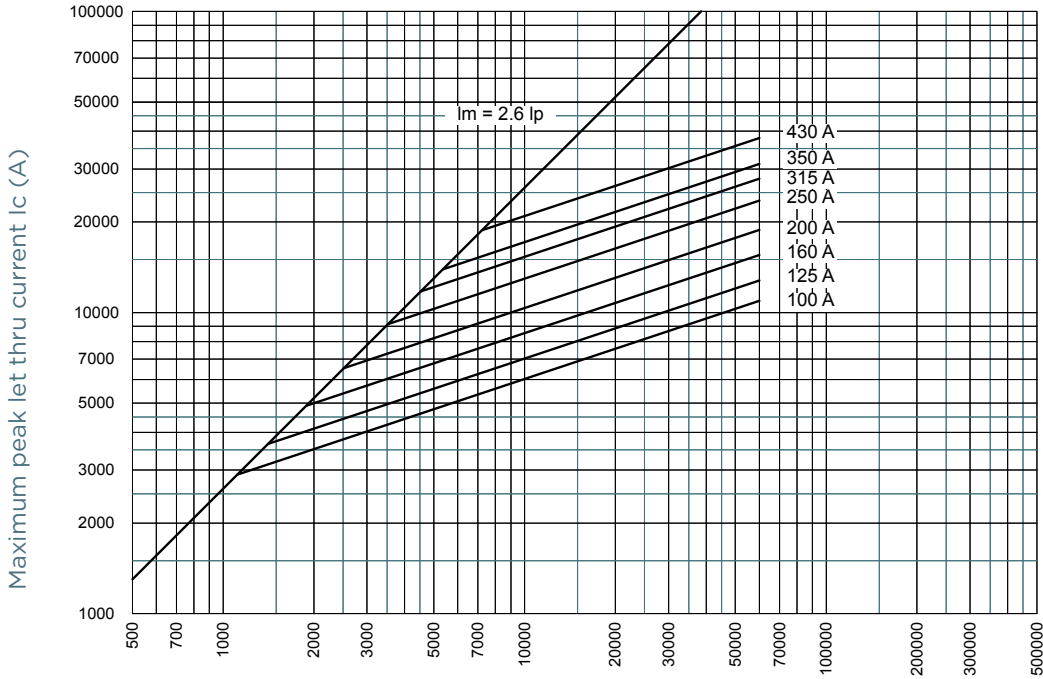
MERSEN reserves the right to change, update or correct, without notice, any information contained in this datasheet.

Limitor® - aSJB/D Back-up Fuses

3,6kV to 12kV - with Trip Indicator

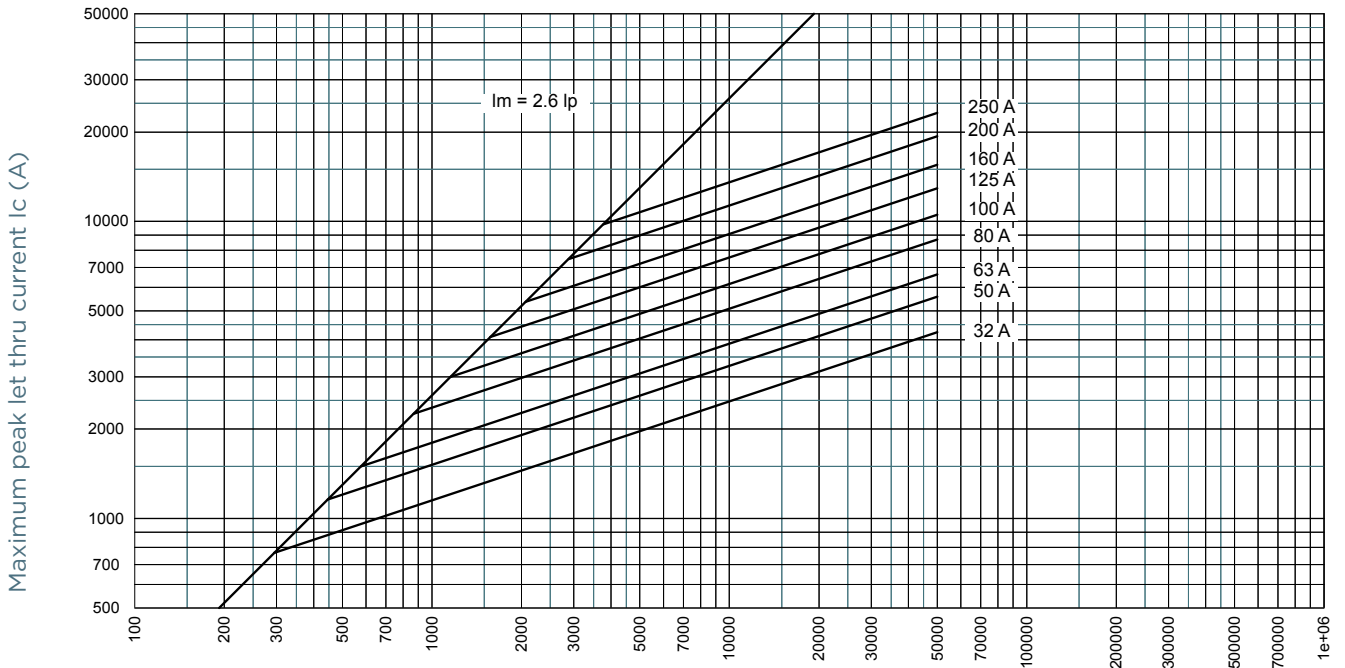
CUT-OFF CURRENT CHARACTERISTIC

Limitor®-aSJB 3,6kV 292mm



50 Hz RMS symmetrical prospective current I_p (A)

Limitor®-aSJB 7,2kV 292mm



50 Hz RMS symmetrical prospective current I_p (A)

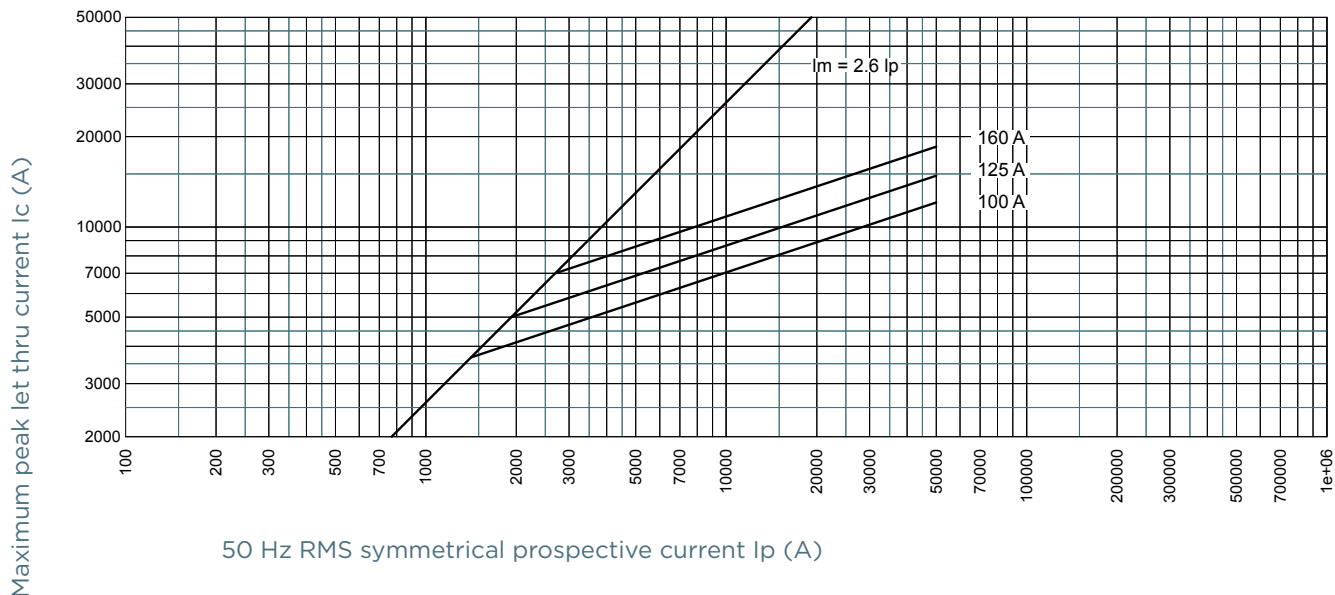
MERSEN reserves the right to change, update or correct, without notice, any information contained in this datasheet.

Limitor® - aSJB/D Back-up Fuses

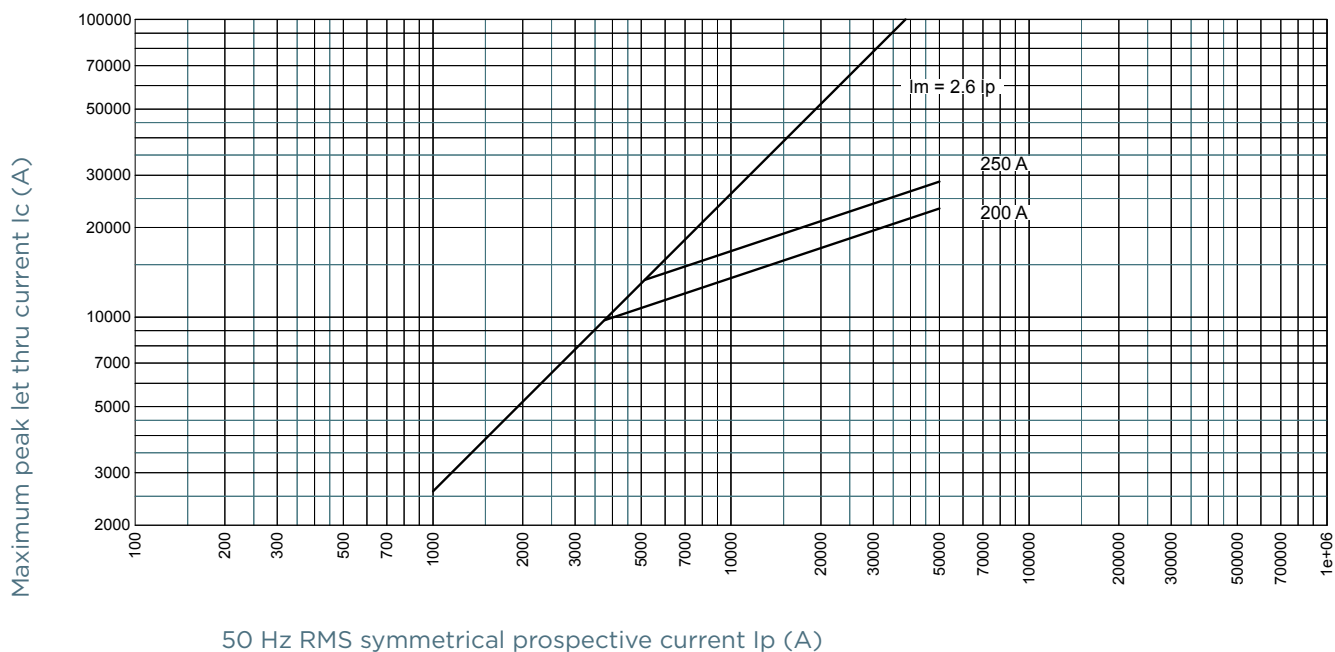
3,6kV to 12kV - with Trip Indicator

CUT-OFF CURRENT CHARACTERISTIC

Limitor®-aSJD 7,2kV 442mm



Limitor®-aSJD 7,2kV 442mm

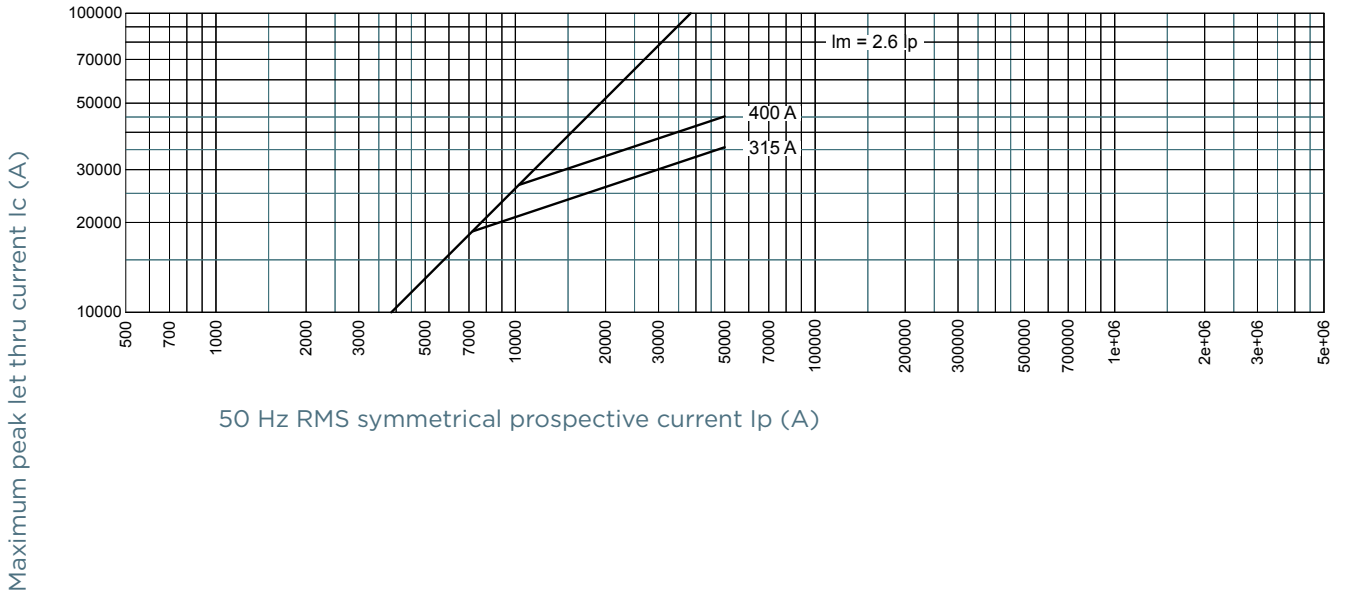


Limitor[®] - aSJB/D Back-up Fuses

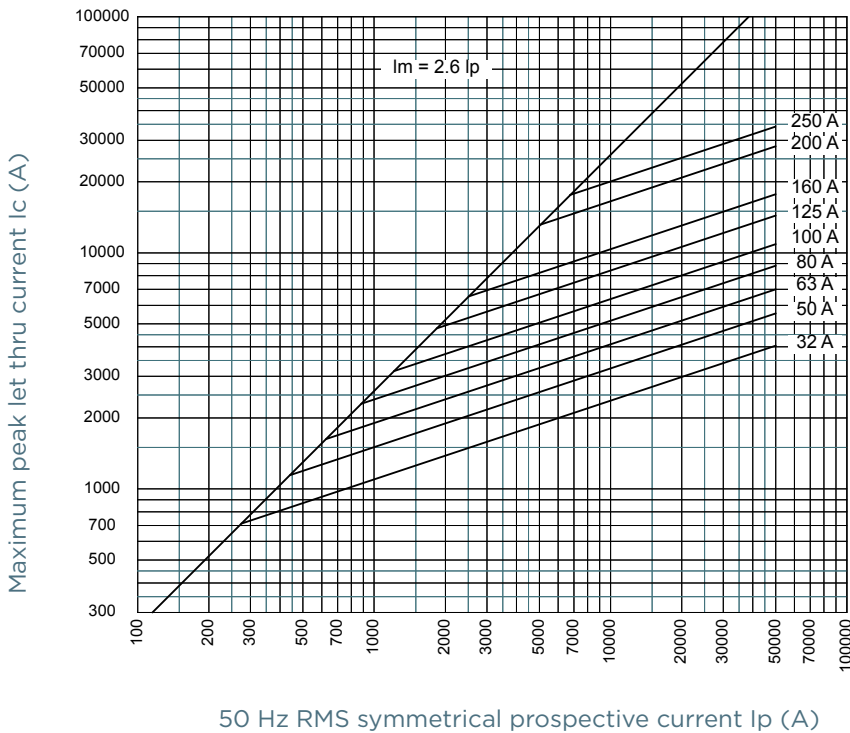
3,6kV to 12kV - with Trip Indicator

CUT-OFF CURRENT CHARACTERISTIC

Limitor[®]-aSJD 7,2kV 442mm



Limitor[®]-aSJB 12kV 442mm



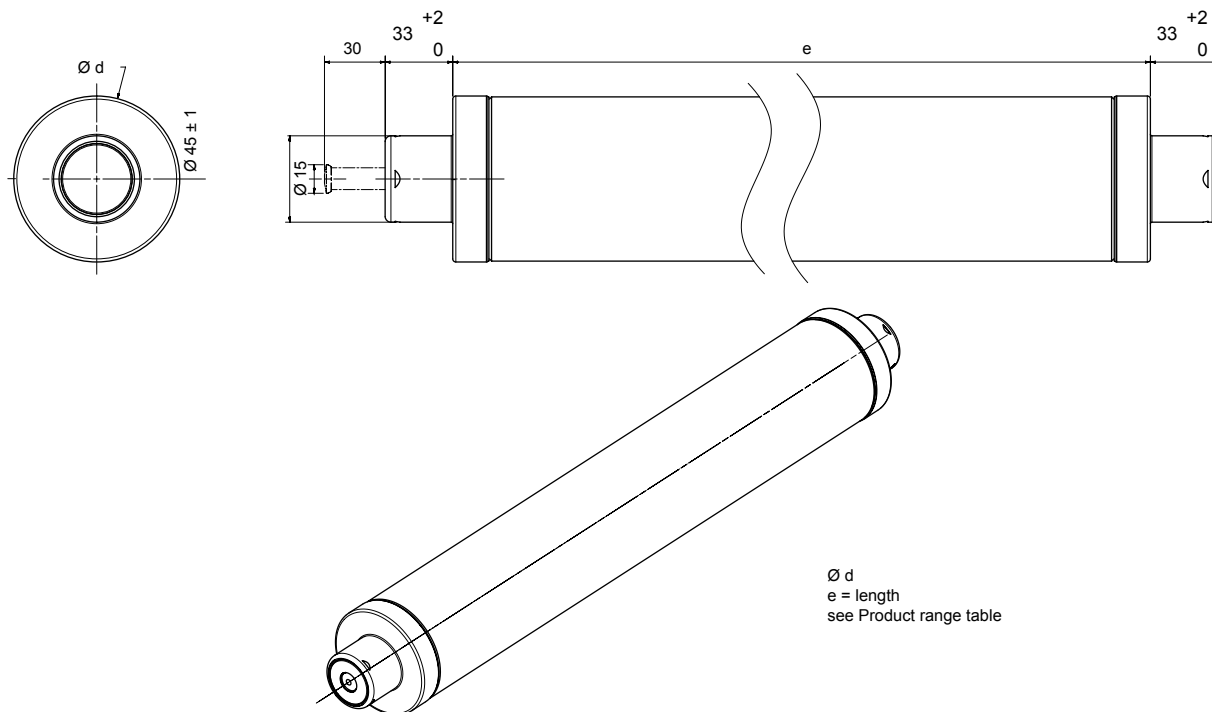
MERSEN reserves the right to change, update or correct, without notice, any information contained in this datasheet.

Limitor[®] - aSJB/D Back-up Fuses

3,6kV to 12kV - with Trip Indicator

DIMENSIONS

IEC HV fuse-link Limitor[®] aSJB/D



Dimensions in mm

Limitor® - aSJB/D Back-up Fuses

3,6kV to 12kV - with Trip Indicator

SELECTION TABLE

Motor capacity		Operating voltage of motor (kV)	Rated voltage of fuse-link (kV)	Dimension of fuse-link Ø x length	Rated current of fuse-link (A)	Dimension of fuse-link Ø x length	Rated current of fuse-link (A)	Dimension of fuse-link Ø x length	Rated current of fuse-link (A)	Dimension of fuse-link Ø x length	Rated current of fuse-link (A)				
kW	HP											Run up time of motor			
												6 sec	10 sec	15 sec	30 sec
70	95	3	3,6	45x192	32	45x192	32	45x192	32	45x192	50				
		3,3	3,6	45x192	32	45x192	32	45x192	32	45x192	32				
		3	3,6	45x192	50	45x192	50	45x192	50	45x192	63				
100	136	3,3	3,6	45x192	50	45x192	50	45x192	50	45x192	50				
		5,5	7,2	45x292	32	45x292	32	45x292	32	45x292	32				
		3	3,6	45x192	63	45x192	63	45x192	63	45x192	80				
130	177	3,3	3,6	45x192	63	45x192	63	45x192	63	45x192	80				
		5,5	7,2	45x292	32	45x292	32	45x292	32	45x292	50				
		6	7,2	45x292	32	45x292	32	45x292	32	45x292	32				
		3	3,6	45x192	80	45x192	80	45x192	100	45x192	100				
180	245	3,3	3,6	45x192	80	45x192	80	45x192	80	45x192	100				
		5,5	7,2	45x292	50	45x292	50	45x292	50	45x292	63				
		6	7,2	45x292	50	45x292	50	45x292	50	45x292	63				
		6,6	7,2	45x292	32	45x292	32	45x292	50	45x292	50				
		3	3,6	45x192	100	45x192	100	45x192	125	45x192	125				
220	300	3,3	3,6	45x192	100	45x192	100	45x192	100	45x192	125				
		5,5	7,2	45x292	63	45x292	63	45x292	63	45x292	80				
		6	7,2	45x292	50	45x292	63	45x292	63	45x292	80				
		6,6	7,2	45x292	50	45x292	50	45x292	63	45x292	63				
		3	3,6	45x192	100	45x192	125	45x192	125	45x192	160				
250	340	3,3	3,6	45x192	100	45x192	100	45x192	125	45x192	125				
		5,5	7,2	45x292	63	45x292	80	45x292	80	45x292	80				
		6	7,2	45x292	63	45x292	63	45x292	80	45x292	80				
		6,6	7,2	45x292	63	45x292	63	45x292	63	45x292	80				
		10	12	45x442	32	45x442	50	45x442	50	45x442	50				
		11	12	45x442	32	45x442	32	45x442	50	45x442	50				
		3	3,6	45x192	160	45x192	160	45x192	160	45x192	200				
315	430	3,3	3,6	45x192	125	45x192	125	45x192	160	45x192	160				
		5,5	7,2	45x292	80	45x292	80	45x292	80	45x292	100				
		6	7,2	45x292	80	45x292	80	45x292	80	45x292	80				
		6,6	7,2	45x292	80	45x292	80	45x292	80	45x292	80				
		10	12	45x442	50	45x442	50	45x442	50	45x442	63				
		11	12	45x442	50	45x442	50	45x442	50	45x442	50				
		3	3,6	45x192	160	45x192	200	45x192	200	45x192	250				
420	570	3,3	3,6	45x192	160	45x192	200	45x192	200	45x192	250				
		5,5	7,2	45x292	100	45x292	100	45x292	125	45x292	125				
		6	7,2	45x292	80	45x292	100	45x292	100	45x292	125				
		6,6	7,2	45x292	80	45x292	80	45x292	100	45x292	125				
		10	12	45x442	63	45x442	63	45x442	63	45x442	80				
		11	12	45x442	63	45x442	63	45x442	63	45x442	63				
		3	3,6	45x192	250	45x192	250	45x192	250	45x192	315				
560	760	3,3	3,6	45x192	200	45x192	250	45x192	250	45x192	315				
		5,5	7,2	45x292	125	45x292	160	45x292	160	45x292	160				
		6	7,2	45x292	125	45x292	125	45x292	125	45x292	160				
		6,6	7,2	45x292	100	45x292	125	45x292	125	45x292	160				
		10	12	45x442	80	45x442	80	45x442	80	45x442	100				
		11	12	45x442	80	45x442	80	45x442	80	45x442	80				
		3	3,6	45x192	250	45x192	315	45x192	315	45x292	315				
700	950	3,3	3,6	45x192	250	45x192	250	45x192	315	45x292	315				
		5,5	7,2	45x292	160	45x292	160	45x292	160	45x292	200				
		6	7,2	45x292	125	45x292	160	45x292	160	45x292	200				
		6,6	7,2	45x292	125	45x292	125	45x292	160	45x292	160				
		10	12	45x442	100	45x442	100	45x442	100	45x442	125				
		11	12	45x442	80	45x442	100	45x442	100	45x442	100				
		3	3,6	45x192	350	45x292	350	45x292	430	45x292	430				
1000	1360	3,3	3,6	45x192	315	45x292	350	45x292	350	45x292	430				
		5,5	7,2	45x292	200	45x292	200	45x292	250	45x292	250				
		6	7,2	45x292	200	45x292	200	45x292	250	45x292	250				
		6,6	7,2	45x292	200	45x292	200	45x292	200	45x292	250				
		10	12	45x442	125	45x442	125	45x442	160	45x442	160				
		11	12	45x442	125	45x442	125	45x442	125	45x442	160				
		3	3,6	45x292	430	45x292	430	*2x45x292	500	*2x45x292	630				
1300	1770	3,3	3,6	45x292	430	45x292	430	45x292	430	*2x45x292	630				
		5,5	7,2	45x292	250	45x292	250	45x442	315	45x442	315				
		6	7,2	45x292	250	45x292	250	45x292	250	45x442	315				
		6,6	7,2	45x292	200	45x292	250	45x292	250	45x442	315				
		10	12	45x442	160	45x442	160	45x442	160	45x442	200				
		11	12	45x442	160	45x442	160	45x442	160	45x442	200				
		5,5	7,2	45x442	315	45x442	315	45x442	400	45x442	400				
1600	2175	6	7,2	45x292	250	45x442	315	45x442	315	45x442	400				
		6,6	7,2	45x292	250	45x292	250	45x442	315	45x442	400				
		10	12	45x442	160	45x442	200	45x442	315	45x442	200				
		11	12	45x442	160	45x442	160	45x442	200	45x442	200				
		6	7,2	45x442	315	45x442	400	45x442	400	45x442	400				
2000	2720	6,6	7,2	45x442	315	45x442	315	45x442	400	45x442	400				
		10	12	45x442	200	45x442	200	45x442	250	45x442	250				
		11	12	45x442	200	45x442	200	45x442	200	45x442	250				
		6	7,2	45x442	400	45x442	400	*2x45x442	500	*2x45x442	630				
2500	3400	6,6	7,2	45x442	315	45x442	400	45x442	400	*2x45x442	630				
		10	12	45x442	250	45x442	250	45x442	250	45x442	400				
		11	12	45x442	200	45x442	200	45x442	250	*2x45x442	320				

*Two fuse-links in parallel. Rating fuse-link is 160A, 250A or 315A.
High Voltage IEC Fuses / DS-TypeASJB/D-05-0617_EN

MERSEN reserves the right to change, update or correct, without notice, any information contained in this datasheet.